




For commissioning of the device you can view the video and read the detailed operating instructions on the CD! This quick start guide does not replace the detailed operating instructions!

Daily commissioning and maintenance




When working on the unit, switch it off, release pressure (handle open), wear safety goggles and gloves



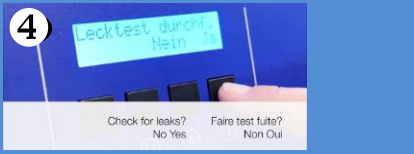
Daily or at the latest after 8 hours of operation add *demineralized water* until the float is flush with the filler neck .



Check the level in the vapourizer glas. If necessary fill up BLQ1800 to the red mark.



Empty glass when level reaches the filter cartridge



Run leakage test